

Identification

Letters/Words

Administration directions

Model

1. Take the model card.
2. Say: **"Now we are going to point to some letters/words. First, I will do it. Watch and listen."** Place the card in front of the student, make sure they are attentive, and say: **"I am going to listen to (the name of) a letter/word and then I am going to look at these letters/words."** Drag your finger across the 3 items. Say the (name of) the letter/word on the back of the card. Say: **"Which of these letters/words is the same as the letter/word "..." ?"** Drag your finger as you are asking.
3. Say: **"The letter/word "..." is the same as (the name of) the letter/word I just said: "..."."** Point to the correct item on the card.


Practice #1 and 2

Level-0 prompt

1. Take the first practice card.
2. Say: "**Now, it is your turn.**" (For practice item #2 replace this sentence with "**Let's try another one.**" and take the next practice card). Place the card in front of the student, make sure they are attentive, know how to point, and say: "**I am going to say (the name of) a letter/word and you will point to same letter/word on the card.** Say the (name of) the letter/word on back of the card. Say: "**Point to the letter/word here** (drag your finger across the 3 items) **that is the same as the letter/word** [say the (name of) the letter/word on the back of the card]."
3. Say: "**You can begin.**"




4. Start stopwatch (5 seconds).

5. If the student gives the correct answer within 5 seconds,  record 1, and say: "**Let's do another one.**"

Level-1 prompt


1. If the student gives a wrong answer or does not begin to respond

within 5 seconds,  record 0 or NR, and with the same card in front of the student say: "**Let's try again.**" Say: "**Point to the letter/word here** (drag your finger across the 3 items) **that is the same as the letter/word** [say the (name of) the letter/word on the back of the card]."

2. Say: "**You can begin.**"



3. Start stopwatch (5 seconds).

4. If the student gives the correct answer within 5 seconds,  record 1, and say: "**Let's do another one.**"

Level-2 prompt

1. If the student gives a wrong answer or does not begin to respond



within 5 seconds, record 0 or NR, and with the same card in front of the student say: **"Let's try again."** Say: **"Point to the letter/word here** (drag your finger across the 3 items) **that is the same as the letter/word** [say the (name of) the letter/word on the back of the card]." Say: **"Point to this letter/word."** (while making the gesture of pointing to the correct item out of 3). Say: **"This letter/word is the same as the letter/word** [say the (name of) the letter/word on the back of the card]."

2. Say: **"You can begin."**



3. Start stopwatch (5 seconds).

4. If the student gives the correct answer within 5 seconds, record 1 and say: **"Let's do another one."**

Level-3 prompt

1. If the student gives a wrong answer or does not begin to respond, record 0 or NR and with the same card in front of the student say: **"Let's try again."** Say: **"Point to the letter/word here** (drag your finger across the 3 items) **that is the same as the letter/word** [say the (name of) the letter/word on the back of the card]." Say: **"Point to this letter/word."** (while guiding the student's elbow with your hand to point to the correct item out of 3). Say: **"This letter/word is the same as the letter/word** [say the (name of) the letter/word on the back of the card].

2. Say: **"Let's do another one."** to complete 2 practice items.

Test

Level-0 prompt

1. Take the first test card.
2. Place the card in front of the student and make sure they are attentive. Say: **"Now we are going to point to some more letters/words. I am going to say (the name of) a letter/word and you will point to the same letter/word on the card."** Say

the (name of) the letter/word on back of the card. Say: "**Point to the letter/word here** (drag your finger across the 3 items) **that is the same as the letter/word** [say the (name of) the letter/word on the back of the card]."


NOTE: Once the student becomes familiar with the directions, you can simplify the process by saying: "**Point to the letter/word.**" or "**Try another one.**"

3. Say: "**You can begin.**"




4. Start stopwatch (administrator: 5 seconds,

observer: 3 minutes) and  tape recorder (3 minutes).

5. If the student gives an answer within 5 seconds,  record 1 (correct) or 0 (incorrect). Circle prompt level 0 and move onto the next test item.


Level-1 prompt

1. If the student does not begin to respond, within 5 seconds,  with the same card in front of the student say: "**Let's try again.**" Say: "**Point to the letter/word here** (drag your finger across the 3 items) **that is the same as the letter/word** [say the (name of) the letter/word on the back of the card]."


2. Say: "**You can begin.**"




3. Start stopwatch (5 seconds).

4. If the student gives an answer within 5 seconds,  record 1 (correct) or 0 (incorrect). Circle prompt level 1 and move onto the next test item.

Level-2 prompt


1. If the student does not begin to respond, within 5 seconds,  with the same card in front of the student say: "**Let's try again.**" Say: "**Point to the letter/word here** (drag your finger across the 3 items) **that is the same as the letter/word** [say the (name of) the letter/word on the back of the card]." Say: "**Point to this letter/word.**" (while making the gesture of pointing to the correct item out of 3). Say: "**This letter/word is the same as the letter/word** [say the (name of) the letter/word on the back of the card]."
2. Say: "**You can begin.**"

3.  Start stopwatch (5 seconds).

4. If the student gives an answer within 5 seconds,  record 1 (correct) or 0 (incorrect). Circle prompt level 2 and move onto the next item.

Level-3 prompt

1. If the student does not begin to respond, with the same card in front of the student say: "**Let's try again.**" Say: "**Point to the letter/word here** (drag your finger across the 3 items) **that is the same as the letter/word** [say the (name of) the letter/word on the back of the card]." Say: "**Point to this letter/word.**" (while guiding the student's elbow with your hand to point to the correct item out of 3). Say: "**This letter/word is the same as the letter/word** [say the (name of) the letter/word on the back of the card]."
2. Do *not* record student's response but *circle* a level-3 prompt. Move onto the next test item (unless this is the 3rd time you consecutively used level-3 prompt with the student. STOP after 3 consecutively used level-3 prompts).

3. Mark the number of items administered at  1 and 3 minutes.
4. At the 3-minute mark, say: "**We are finished now, thank you.**"